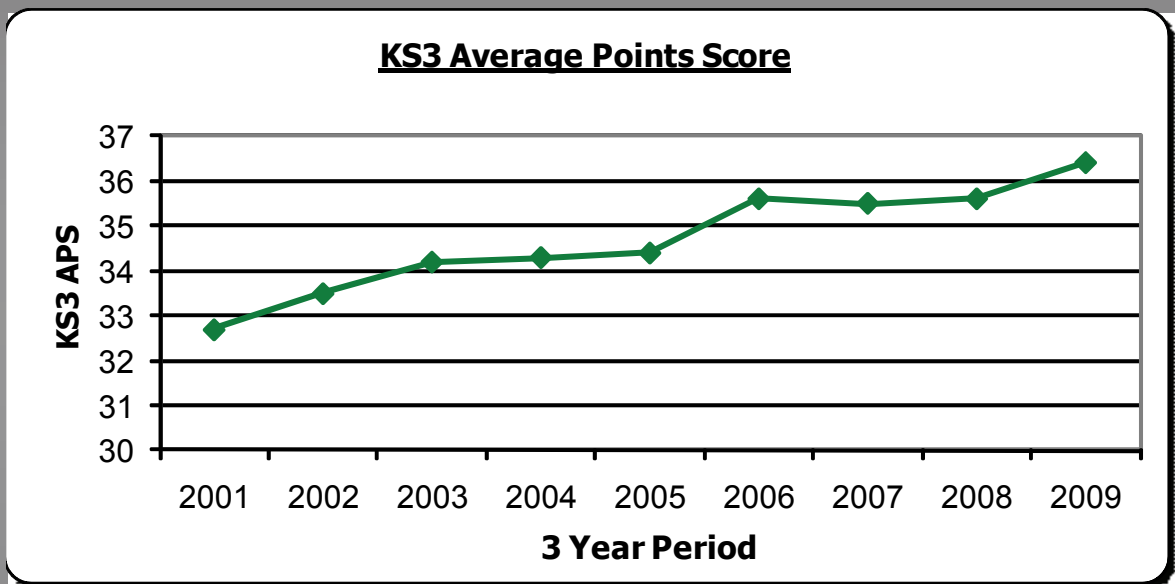




Summary of Results 2009 and Progress Over Time

Key Stage 3 - Teacher Assessment 2009

	English	Maths	Science
5+	85%	82%	88%
6+	44%	61%	49%





Key Stage 4

Points and Percentages - Summary for 2009 (2008)

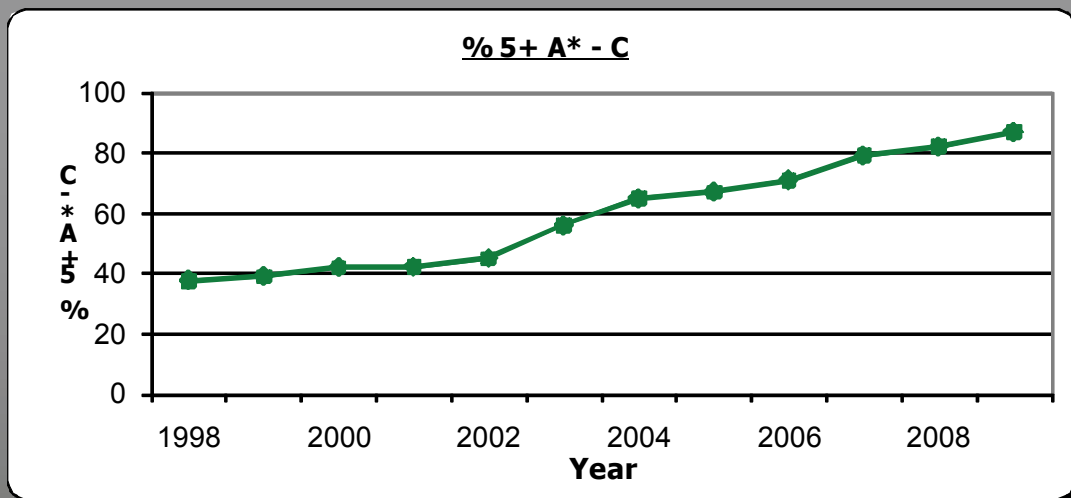
% 5 A* - C	87%	(82%)	Girls = 89.5%, Boys = 83.8%
% 5 A* - C + EM	54%	(54%)	Girls = 55%, Boys = 53%
% 5 A* - G	97%	(94%)	Girls = 97%, Boys = 96%
% 2 A* - C in Sci	89%	(87%)	
% 1 A* - G	100%	(100%)	

Average TPS	471	(442)	Average TPS - Top 8	332	(329)
Average APS	41.1	(40.7)			

*Contextual Value Added	1006
-------------------------	-------------

*National Median Value Added is approximately 1000

TPS = Total Point Score, APS = Average Point Score





Key Stage 5

A2/AS Results for students taking 1+ A2 Levels in 2009 (2008)

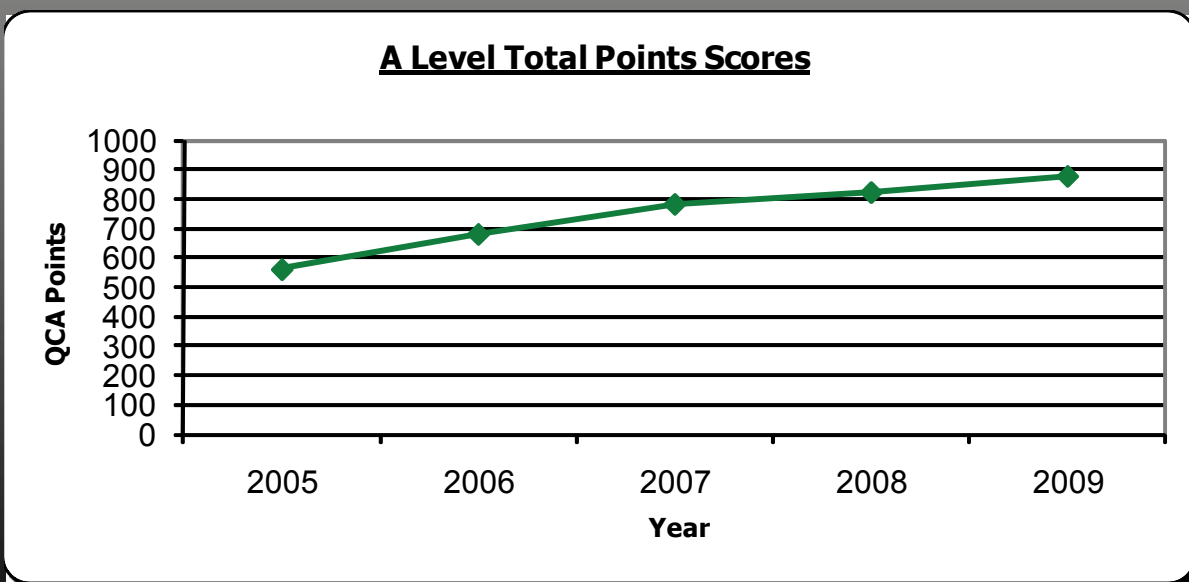
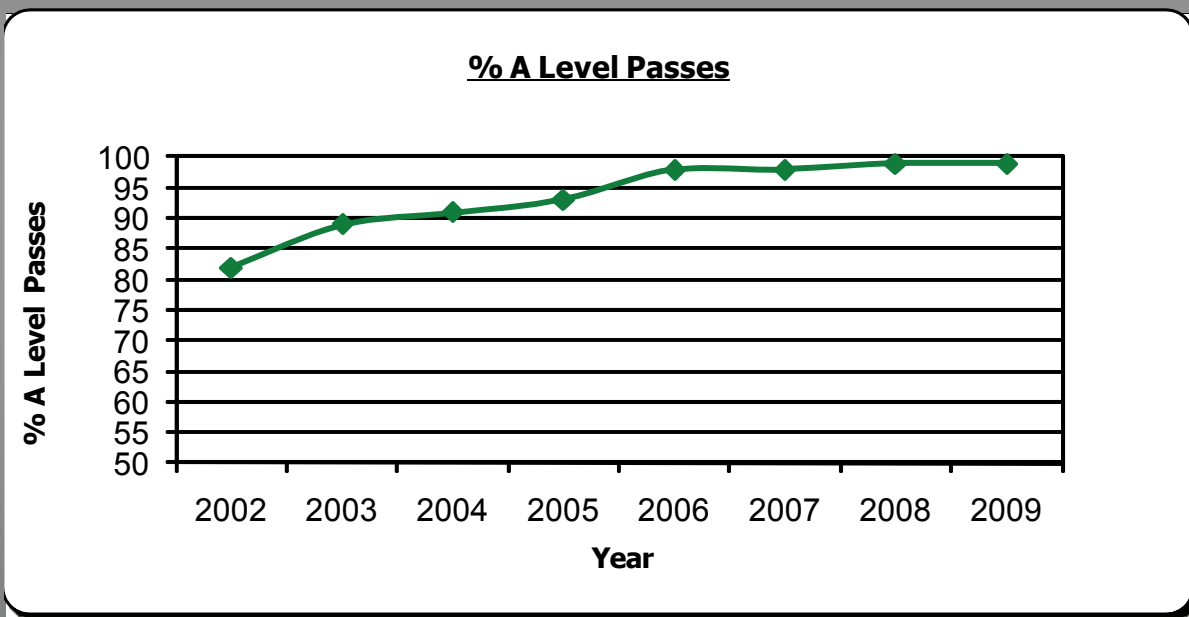
		UCAS		QCA	
% A - E	99% (98%)	Average TPS	368	879	(306) (828)
% A - B	43% (34%)	Average APS	89	199	(71) (199)

TPS - Total Points Score

APS - Average Points Score

UCAS Points: A = 120, B = 100, C = 80, D = 60, E = 40

QCA Points: A = 270, B = 240, C = 210, D = 180, E = 150





Key Stage 3 Assessments for 14 Year Olds in the Core Subjects 2009

These tables show the percentage of pupils achieving each level nationally (2008) and in the school.

Teacher Assessment

	W	1	2	3	4	5	6	7	8	D	A	5+	6+
English													
Chauncy 2009	0	0	0	4	9	41	37	7		0	0	85	44
National 2008	0	0	1	5	17	38	29	9		0	1	76	38
Mathematics													
Chauncy 2009	0	0	0	5	12	20	30	18	14	0	0	82	48
National 2008	0	0	1	5	14	24	28	21	7	0	0	79	56
Science													
Chauncy 2009	0	0	0	0	11	39	34	15		0	0	88	49
National 2008	0	0	1	5	17	33	29	13		0	1	76	43

	Level 5+ in English and Maths
Chauncy 2009	78%
National 2008	66%

Number of pupils = 148

Levels 4 and below represent achievement below the nationally expected standard for most 14 year olds.

Levels 5 and 6 represent achievement at the nationally expected standard for most 14 year olds.

Level 7 and above represent achievement above the nationally expected standard for most 14 year olds.


Figures have been rounded and may not total 100%

0% may represent some pupils but less than 0.5%

D represents pupils who have been disapplied under section 364/365 of the Education Act

W working below the level of the test

A Absent





Summary of GCSE Results Achieved by Pupils at End of Key Stage 4 in 2008/09

Chauncy School 2008/2009

	Entered for 5+ GCSE or equivalent	Achieving 5+ A* - C grades	Achieving 5+ A* - C grades inc. Eng & Maths	Achieving 5+ A* - G GCSEs	Achieving 1+ A* - G grades	Average Capped Score	Average Points Score
Boys	95.9	83.8	52.7	95.9	100.0	322.6	442.3
Girls	97.4	89.5	55.3	97.4	100.0	341.7	498.8
Total	96.7	87.0	54.0	96.7	100.0	332.3	470.9

Average for all maintained schools in England 2007/2008

	Entered for 5+ GCSE or equivalent	Achieving 5+ A* - C grades	Achieving 5+ A* - C grades inc. Eng & Maths	Achieving 5+ A* - G GCSEs	Achieving 1+ A* - G grades	Average Capped Score	Average Points Score
Boys	92.4	60.9	43.2	89.6	82.7	295.6	370.4
Girls	95.3	69.9	52.3	93.6	88.6	322.2	410.5
Total	93.8	65.3	47.6	91.6	85.6	308.6	390.0

*Number of students at end of Key Stage 4 = 150

*Number of boys at end of Key Stage 4 = 74

*Number of girls at end of Key Stage 4 = 76

*Number of students at end of Key Stage 4 not entered for examinations = 0

**On roll on the 3rd Thursday in January, having reached the end of Key Stage 4*





GCSE Results Achieved by Students at the End of Key Stage 4 in 2008/2009

		Entries	A*	A	B	C	D	E	F	G	U
English Language	Boys	71	3	7	13	22	15	9	2	0	0
	Girls	76	2	9	14	31	14	4	2	0	0
	Total	147	5	16	27	53	29	13	4	0	0
Mathematics	Boys	72	2	9	16	21	12	7	4	1	0
	Girls	75	1	9	17	19	14	13	1	1	0
	Total	147	3	18	33	40	26	20	5	2	0
Biology	Boys	17	4	0	10	2	1	0	0	0	0
	Girls	10	1	4	3	2	0	0	0	0	0
	Total	27	5	4	13	4	1	0	0	0	0
Chemistry	Boys	22	2	7	7	0	0	0	2	2	2
	Girls	10	1	4	3	1	1	0	0	0	0
	Total	27	5	4	13	4	1	0	0	0	0
Physics	Boys	17	1	6	5	5	0	0	0	0	0
	Girls	10	1	3	3	2	1	0	0	0	0
	Total	27	2	9	8	7	1	0	0	0	0
Science Single Award	Boys	9	0	0	0	2	0	2	2	3	0
	Girls	5	0	0	0	0	1	0	2	2	0
	Total	14	0	0	0	2	1	2	4	5	0
Art and Design	Boys	3	0	0	1	0	0	2	0	0	0
	Girls	24	1	3	2	15	2	0	1	0	0
	Total	27	1	3	3	15	2	2	1	0	0
Art and Design - Photography	Boys	11	0	1	1	6	0	2	0	1	0
	Girls	21	0	6	4	9	2	0	0	0	0
	Total	32	0	7	5	15	2	2	0	1	0
Graphic Art	Boys	11	0	1	0	3	5	1	1	0	0
	Girls	7	0	0	3	2	1	1	0	0	0
	Total	18	0	1	3	5	6	2	1	0	0
Business Studies	Boys	36	1	2	3	12	12	2	3	1	0
	Girls	14	0	3	0	4	5	1	0	1	0
	Total	50	1	5	3	16	17	3	3	2	0
Child Development	Boys	0	0	0	0	0	0	0	0	0	0
	Girls	19	0	1	1	7	6	3	1	0	0
	Total	19	0	1	1	7	6	3	1	0	0
Citizenship Short Course	Boys	38	1	5	13	11	6	1	1	0	0
	Girls	53	0	6	20	16	5	6	0	0	0
	Total	91	1	11	33	27	11	7	1	0	0
Dance	Boys	0	0	0	0	0	0	0	0	0	0
	Girls	8	0	0	3	2	1	2	0	0	0
	Total	8	0	0	3	2	1	2	0	0	0
Drama	Boys	12	0	6	4	2	0	0	0	0	0
	Girls	13	0	2	4	6	0	1	0	0	0
	Total	25	0	8	8	8	0	1	0	0	0
English Literature	Boys	71	0	8	21	6	20	10	4	2	0
	Girls	74	1	13	26	17	10	7	0	0	0
	Total	145	1	21	47	23	30	17	4	2	0





Food Technology	Boys	11	0	1	0	3	2	5	0	0	0
	Girls	17	0	0	2	8	4	2	0	1	0
	Total	28	0	1	2	11	6	7	0	1	0
French	Boys	8	1	3	2	1	0	1	0	0	0
	Girls	12	2	1	3	3	1	2	0	0	0
	Total	20	3	4	5	4	1	3	0	0	0
Geography	Boys	25	0	5	3	13	1	2	1	0	0
	Girls	24	1	2	9	4	6	1	1	0	0
	Total	49	1	7	12	17	7	3	2	0	0
History	Boys	39	1	6	6	7	12	4	2	1	0
	Girls	41	2	5	12	4	10	7	1	0	0
	Total	80	3	11	18	11	22	11	3	1	0
ICT - Digital Applications	Boys	68	4	10	11	33	5	5	0	0	0
	Girls	73	6	8	24	26	6	3	0	0	0
	Total	141	10	18	35	59	11	8	0	0	0
Media Studies	Boys	23	2	2	5	9	3	1	1	0	0
	Girls	10	2	2	2	4	0	0	0	0	0
	Total	33	4	4	7	13	3	1	1	0	0
Music	Boys	7	0	2	2	2	0	1	0	0	0
	Girls	1	0	0	1	0	0	0	0	0	0
	Total	8	0	2	3	2	0	1	0	0	0
PE	Boys	23	5	6	8	2	1	0	0	1	0
	Girls	1	0	0	1	0	0	0	0	0	0
	Total	24	5	6	9	2	1	0	0	1	0
Resistant Materials	Boys	27	0	0	3	8	9	3	3	1	0
	Girls	10	0	0	3	4	2	1	0	0	0
	Total	37	0	0	6	12	11	4	3	1	0
Spanish	Boys	6	0	2	1	1	1	1	0	0	0
	Girls	15	1	1	1	6	4	1	1	0	0
	Total	21	1	3	2	7	5	2	1	0	0
Textiles	Boys	0	0	0	0	0	0	0	0	0	0
	Girls	4	0	0	1	2	1	0	0	0	0
	Total	4	0	0	1	2	1	0	0	0	0





		Entries	A*A*AA	AABB	CCCC	U
Science VQ^{##} Full Award (Level 2)	Boys	42	0	4	38	0
	Girls	58	3	16	38	1
	Total	100	3	20	76	1

		Entries	A*A	AB	CC	U
Science VQ^{##} Double Award (Level 2)	Boys	5	0	0	5	0
	Girls	3	0	0	3	0
	Total	8	0	0	8	0

		Entries	A*A*	AA	AB	BB	BC	CC
BTEC Art & Design Double Award (Level 2)	Boys	7	2	1		1	0	3
	Girls	15	0	1	2	6	0	6
	Total	22	2	2	2	7	0	9

^{##} Vocational Qualification

Early Entry GCSE

		Entries	A*	A	B	C	D	E	F	G	U
Physical Education	Boys	0	0	0	0	0	0	0	0	0	0
	Girls	3	1	2	0	0	0	0	0	0	0
	Total	0	0	0	0	0	0	0	0	0	0
ICT Enterprise	Boys	23	0	2	6	15	0	0	0	0	0
	Girls	29	0	10	11	8	0	0	0	0	0
	Total	52	0	12	17	23	0	0	0	0	0
Citizenship Short Course	Boys	38	1	5	13	11	6	1	1	0	0
	Girls	53	0	6	20	16	5	6	0	0	0
	Total	91	1	11	33	27	11	7	1	0	0





Summary of GCE A Level, VCE A and AS Results 2008/2009

QCA Points Scores

	AS	A2	DA	BTEC A
A	135	270	540	279
B	120	240	480	240
C	105	210	420	225
D	90	180	360	180
E	75	150	300	165
U	0	0	0	0

Average QCA points for pupils aged 17 or 18 entered for Level 3 Qualifications in 2008/2009 Chauncy School

	Average Score per candidate	Average Score per entry
Boys	873.9	209.4
Girls	883.3	217.7
Total	878.9	213.7

Average QCA points for pupils aged 17 or 18 entered for Level 3 Qualifications in 2007/2008 National Averages

	Average Score per candidate	Average Score per entry
Boys	719.2	205.4
Girls	757.9	212.9
Total	739.8	209.4

Number of pupils entered: 49

AS - Advanced Subsidiary Level

A2 - Advanced Level

DA - A2 Double Award

BTEC A - BTEC Level 3 Award





GCE and Level 3 BTEC Results Achieved by Students at the End of Key Stage 5 in 2008/2009

		Entries	A	B	C	D	E	U
Art and Design	Boys	1	0	0	1	0	0	0
	Girls	8	1	1	3	1	2	0
	Total	9	1	1	4	1	2	0
Biology	Boys	2	0	0	0	1	0	1
	Girls	1	0	1	0	0	0	0
	Total	3	0	1	0	1	0	1
Business Studies BTEC	Boys	8	5	0	3	0	0	0
	Girls	4	2	0	1	0	1	0
	Total	12	7	0	4	0	1	0
Chemistry	Boys	2	0	1	0	0	1	0
	Girls	0	0	0	0	0	0	0
	Total	2	0	1	0	0	1	0
Dance	Boys	0	0	0	0	0	0	0
	Girls	1	0	0	0	1	0	0
	Total	1	0	0	0	1	0	0
D&T Product Design	Boys	2	0	0	1	1	0	0
	Girls	3	0	0	0	3	0	0
	Total	5	0	0	1	4	0	0
Economics	Boys	6	1	4	1	0	0	0
	Girls	1	0	1	0	0	0	0
	Total	7	1	5	1	0	0	0
English	Boys	3	0	1	0	2	0	0
	Girls	10	1	3	1	3	2	0
	Total	13	1	4	1	5	2	0
French	Boys	0	0	0	0	0	0	0
	Girls	4	2	1	1	0	0	0
	Total	4	2	1	1	0	0	0
Geography	Boys	6	1	1	3	1	0	0
	Girls	4	1	2	1	0	0	0
	Total	10	2	3	4	1	0	0
General Studies	Boys	12	2	1	5	4	0	0
	Girls	14	3	4	2	4	1	0
	Total	26	5	5	7	8	1	0
History	Boys	7	0	0	4	2	1	0
	Girls	3	0	0	3	0	0	0
	Total	10	0	0	7	2	1	0





ICT	Boys	7	1	0	2	4	0	0
	Girls	1	0	1	0	0	0	0
	Total	8	1	1	2	4	0	0
ICT Double Award	Boys	3	0	1	1	1	0	0
	Girls	0	0	0	0	0	0	0
	Total	3	0	1	1	1	0	0
Mathematics	Boys	4	2	0	1	0	1	0
	Girls	2	2	0	0	0	0	0
	Total	6	4	0	1	0	1	0
Further Maths	Boys	2	0	1	1	0	0	0
	Girls	0	0	0	0	0	0	0
	Total	2	0	1	1	0	0	0
Media Studies	Boys	5	1	1	2	1	0	0
	Girls	2	0	0	1	1	0	0
	Total	7	1	1	3	2	0	0
Photography	Boys	4	0	2	1	0	1	0
	Girls	9	0	4	4	1	0	0
	Total	13	0	6	5	1	1	0
Physics	Boys	3	0	2	0	0	1	0
	Girls	0	0	0	0	0	0	0
	Total	3	0	2	0	0	1	0
Psychology	Boys	1	0	0	1	0	0	0
	Girls	8	3	1	2	1	1	0
	Total	9	3	1	3	1	1	0
Applied Science	Boys	0	0	0	0	0	0	0
	Girls	3	2	1	0	0	0	0
	Total	3	2	1	0	0	0	0
Sociology	Boys	1	0	1	0	0	0	0
	Girls	1	0	1	0	0	0	0
	Total	2	0	2	0	0	0	0
Spanish	Boys	0	0	0	0	0	0	0
	Girls	3	1	1	1	0	0	0
	Total	3	1	1	1	0	0	0
Sport/P.E Studies	Boys	3	0	0	3	0	0	0
	Girls	3	1	2	0	0	0	0
	Total	6	1	2	3	0	0	0
Textiles	Boys	0	0	0	0	0	0	0
	Girls	1	0	0	0	0	1	0
	Total	1	0	0	0	0	1	0
Theatre Studies	Boys	4	0	1	3	0	0	0
	Girls	6	0	4	2	0	0	0
	Total	10	0	5	5	0	0	0

